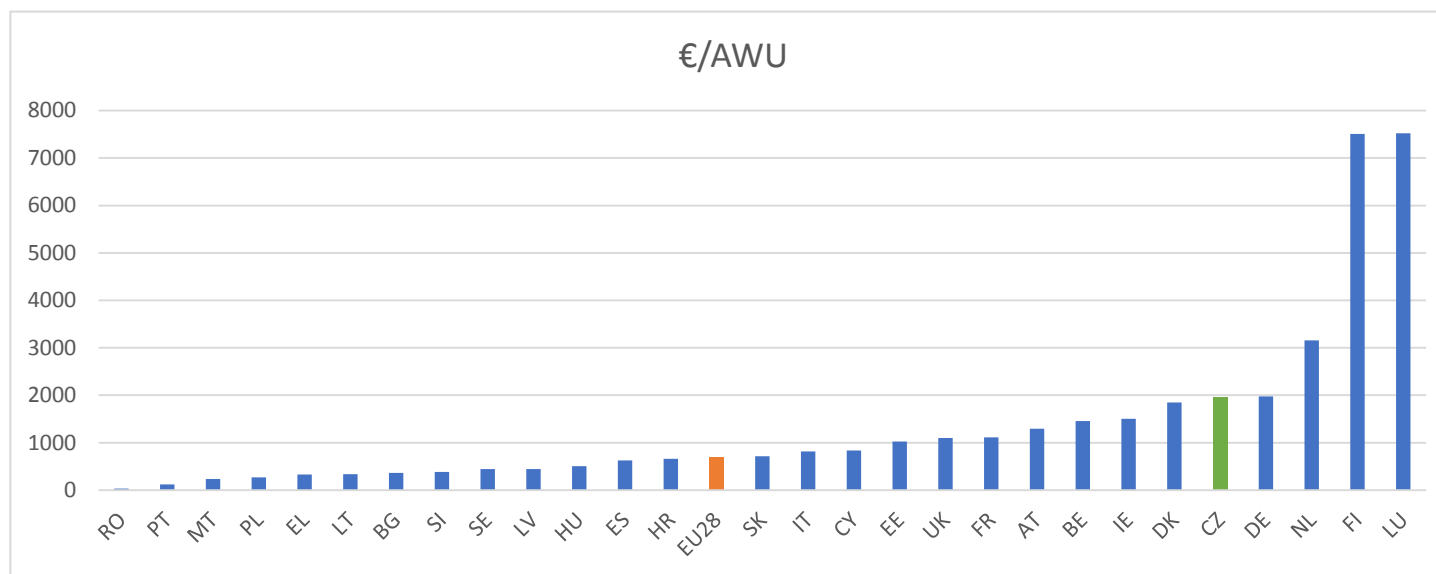


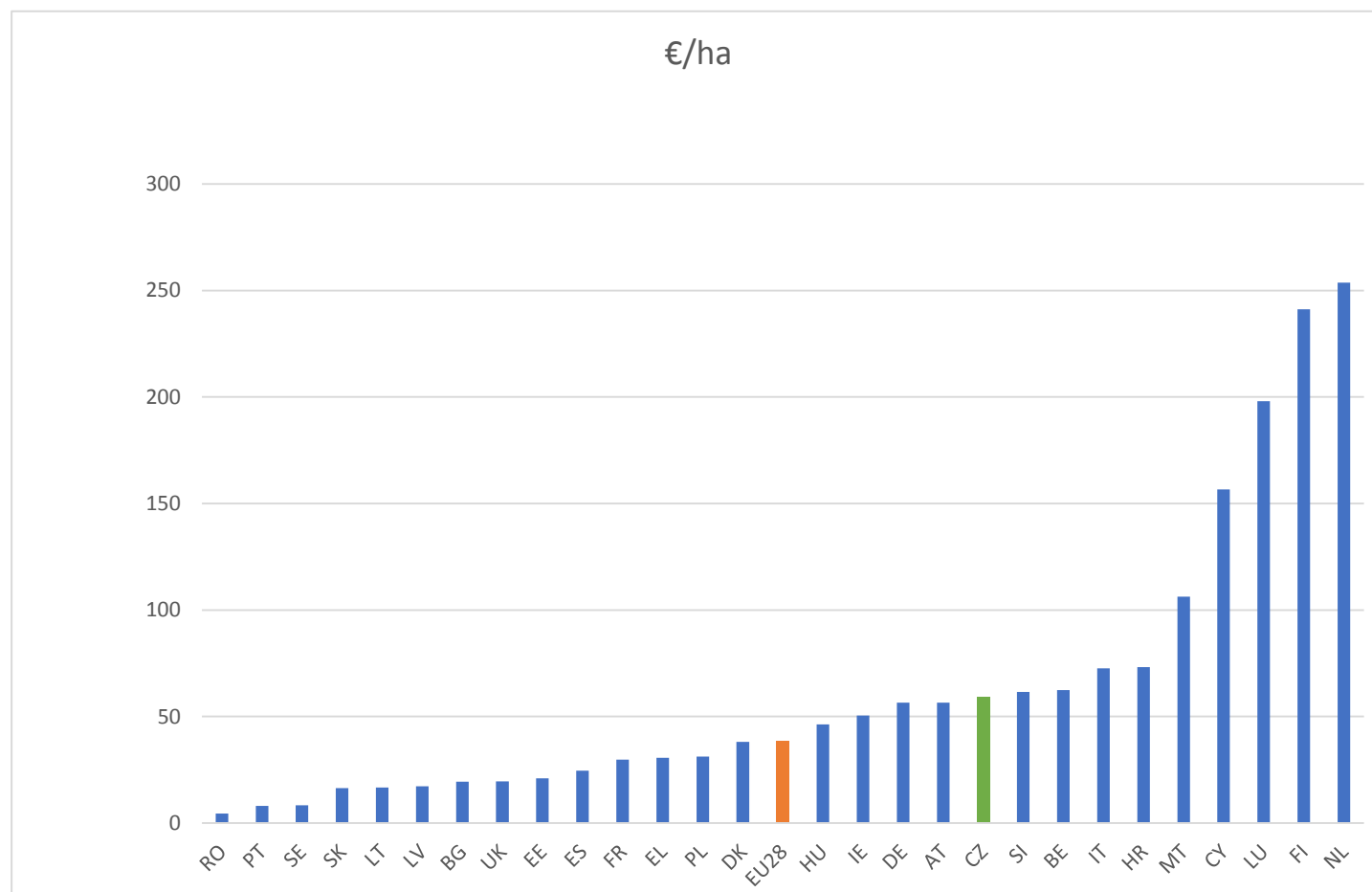
Národní dotace €/AWU

	€/AWU
RO	34,20
PT	121,77
MT	235,62
PL	268,63
EL	331,82
LT	334,43
BG	361,95
SI	381,08
SE	441,48
LV	442,80
HU	507,90
ES	622,98
HR	657,46
EU28	703,03
SK	714,41
IT	815,39
CY	838,51
EE	1022,52
UK	1099,46
FR	1110,19
AT	1293,62
BE	1456,99
IE	1504,89
DK	1845,61
CZ	1948,19
DE	1977,64
NL	3159,69
FI	7505,99
LU	7521,69



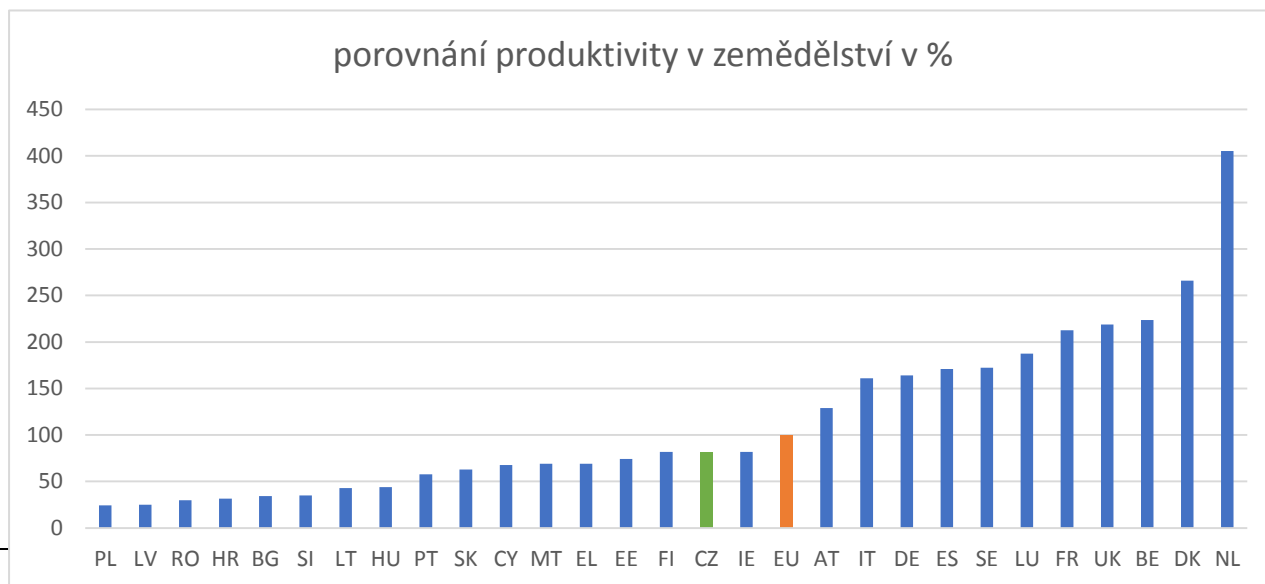
Národní dotace €/ha

	€/ha
RO	4,380
PT	8,016
SE	8,348
SK	16,331
LT	16,699
LV	17,307
BG	19,359
UK	19,534
EE	20,921
ES	24,513
FR	29,763
EL	30,565
PL	31,250
DK	38,090
EU28	38,563
HU	46,336
IE	50,422
DE	56,506
AT	56,556
CZ	58,918
SI	61,602
BE	62,400
IT	72,678
HR	73,238
MT	106,216
CY	156,569
LU	198,045
FI	241,168
NL	253,742



Produktivita v zemědělství

	index EU 28
PL	24,37
LV	24,99
RO	29,72
HR	31,64
BG	34,17
SI	35,11
LT	42,94
HU	44,01
PT	57,71
SK	63,00
CY	67,83
MT	69,22
EL	69,22
EE	74,35
FI	81,66
CZ	81,66
IE	81,76
EU	100,00
AT	128,95
IT	161,01
DE	164,16
ES	170,76
SE	172,13
LU	187,45
FR	212,42
UK	218,75
BE	223,74
DK	265,95
NL	405,21



Produktivita v potravinářství

	index EU 28
BG	20,66
HU	28,52
SK	34,54
LV	39,80
PL	41,91
EE	43,57
CY	45,66
HR	46,62
SI	49,59
CZ	50,09
MT	58,52
LT	66,91
PT	67,04
RO	69,62
DE	81,95
EL	84,94
DK	99,33
EU	100,00
IT	100,19
ES	108,53
BE	129,17
FI	129,64
FR	134,22
AT	142,34
UK	147,05
SE	186,04
NL	191,86
IE	305,84
LU	433,54

